

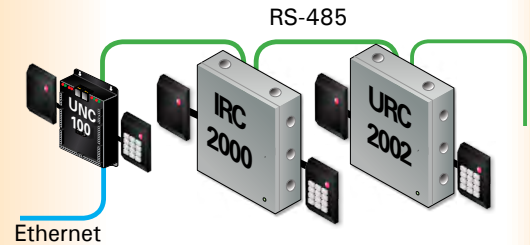


UNIVERSAL NETWORK CONTROLLER

INT-UNC100



The INT-UNC100 series is a welcome addition to the new generation of powerful and reliable Integra32 hardware. The two door native TCP/IP controller comes equipped with an onboard battery backup charger and a 32-bit processor with encryption. On-board RS-485 channel makes it easy to provide connectivity to other RBH and 3rd party devices, such as: readers, burglar alarm panels, automation systems, etc. The UNC100-132 model comes equipped with IEEE 802.3at compliant PoE capability, further increasing the UNC series' award-winning efficiency.



INT-UNC100 Series: 2 Doors (RBH-EXITRDR Compatible)

Model #	Housing	Ethernet	RS-485	Memory	Cards	History
RBH-INT-UNC100-122			1	2MB	8,000	3,000
RBH-INT-UNC100-132			1	2MB	8,000	3,000

*More models and configurations available, please see your sales representative.

PoE - Power over Ethernet

PoE capable. INT-UNC100 will operate with standard or non-standard Power over Ethernet configurations while providing auxiliary power output to other devices.

PoE Features

IEEE 802.3at Compliant

30 Watt power rating

Built-in battery backup with charger

Operates with non-compliant PoE+PSEs

Available auxiliary power output

Quality

Large plug-in connectors and information printed right on the enclosure are designed to improve speed and quality of installation. Configure network settings via a built-in web server.

ANY READER TECHNOLOGY!




Architecture employed in the UNC-100 allows use of any reader type or technology; Prox, Smart Card, Biometric via Wiegand interface.

PLEASE VISIT WWW.RBH-ACCESS.COM FOR MORE PRODUCTS


INT-UNC100

SPECIFICATIONS

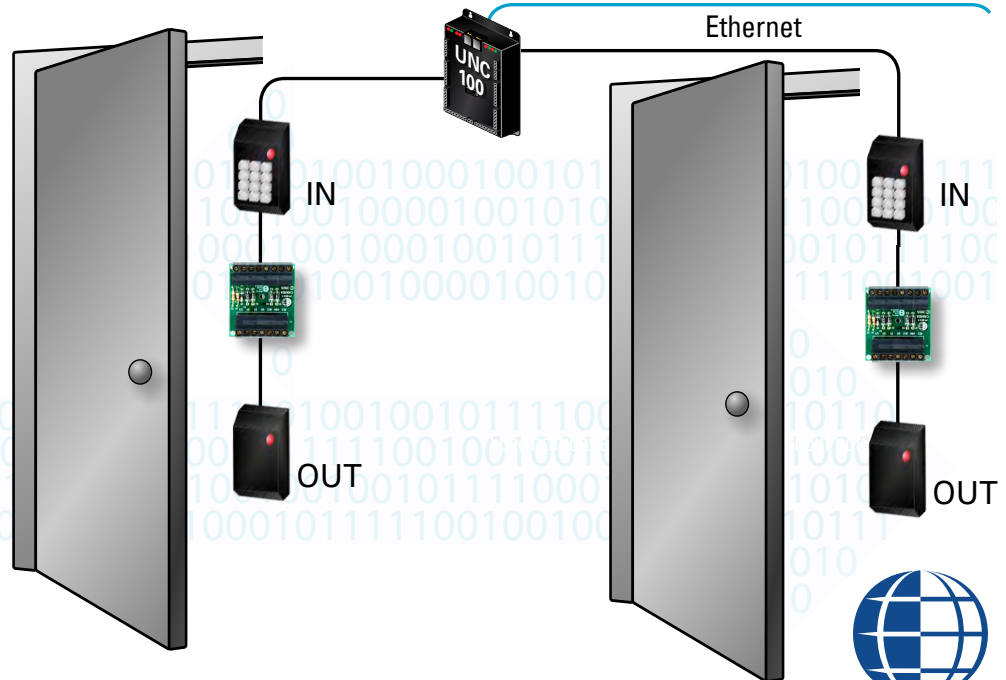
Processor / Memory	32-bit Processor / 2MB	
Memory Capacity:	Cards	8,000
	Event Log	3,000
	Firmware	Flash
Communications	Built in TCP/IP, RS-485	
Com Ports	1 RS-485 programmable	
	Cable Requirement	Shielded, twisted pair, 20 - 22 AWG; 4,000 ft (1,200 m) total
Doors / I/O / Other	2 Doors IN/OUT Mode (RBH-EXITRDR Compatible)	
On board Reader Ports	2 Wiegand ports with up to 5 concurrent card formats	
Audio/Visual Controls	Red and Green reader LED, audible controls	
Cable Requirement	Shielded, stranded 6 or 8 conductor, 20 - 22 AWG; Max 500 ft (150 m) @ 20 AWG	
Programmable Inputs	4 + Cabinet Tamper Input	
Circuit Types	4 State Monitoring	
Programmable Outputs	4 (2 relays + 2 voltage outputs)	
Relays	Form C relays, SPDT, 5 A @30 VDC, dry contacts; Fail Safe/Secure programmable	
Power :	Current Draw	1.5 A @ 13.8VDC (backup battery charger requires 13.8 - 15VDC)
	Circuit protection	Thermal - Power In, Power Out, Reader Power
	PoE (Optional)	IEEE 802.3at compliant : 25.5W; Other : 30W
	Auxiliary Voltage Outputs	12-14 VDC @ 500 mA
Dimensions	Circuit board only	6" H x 5.3" W x 1.5" D
	Metal shell	7.75" H x 5.5" W x 1.5" D
Operating environment	Temperature: 0 to 70°C (32 -158°F); Humidity: 20 to 85% RH (non-condensing)	
Certifications		

Listings/certifications are product specific
Specifications subject to change without notice.

Edge Device



On-board RS-485 channel makes it easy to provide connectivity to other RBH and 3rd party devices, such as: readers, burglar alarm panels, automation systems, etc.



www.RBH-Access.com

